



melindamyers.com

“Growing Gardeners”

Illustrated by Nevada Myers Wesley



melindamyers.com

Dear Gardening Friend,

I hope you have fun with your new book. Don't worry if you can't fill in all the blanks. Just ask a gardening friend or parent for help. Or make it a game and quiz for family and friends, so everyone can learn something new.

If you have suggestions for how I can make this coloring book grow and be more fun, please let me know. Just send me an e-mail at info@melindamyers.com or a note to P.O. Box 370331, Milwaukee, WI 53237-0331.

You can also visit my website, www.melindamyers.com, for more gardening tips and information. We have some new and exciting additions planned for this spring.

Now break out your crayons or colored pencils and get started!

A handwritten signature in cursive script that reads "Melinda".

The Life of the




WHO AM I?



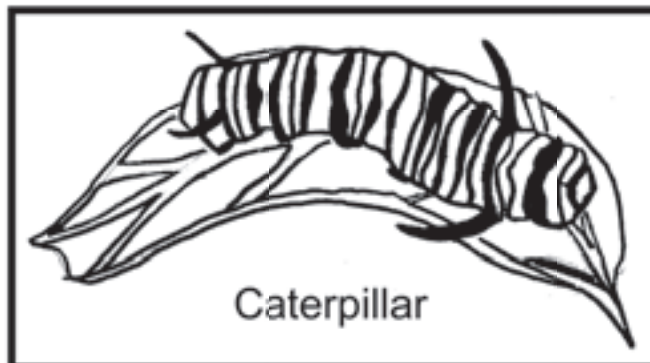
Chrysalis

I start my life as an egg
but I am not a bird.
When I hatch I grow long,
wiggle and squirm.
Then I go undercover
in a little case (chrysalis).
In a few weeks
I make my great escape!



Egg

Connect the dots to
uncover my identity.



Caterpillar



YUM!


Match each of these foods to the part of the plant you eat



Lettuce



Carrot



Broccoli



Celery



Sunflower



Apple

Leaf

Flower
Bud

Root

seed




stem
(Leaf stem/
petiole)

Fruit




From Seed to Plant

Draw a line from each seed to the way it travels and then to the plant it becomes



Dandelion



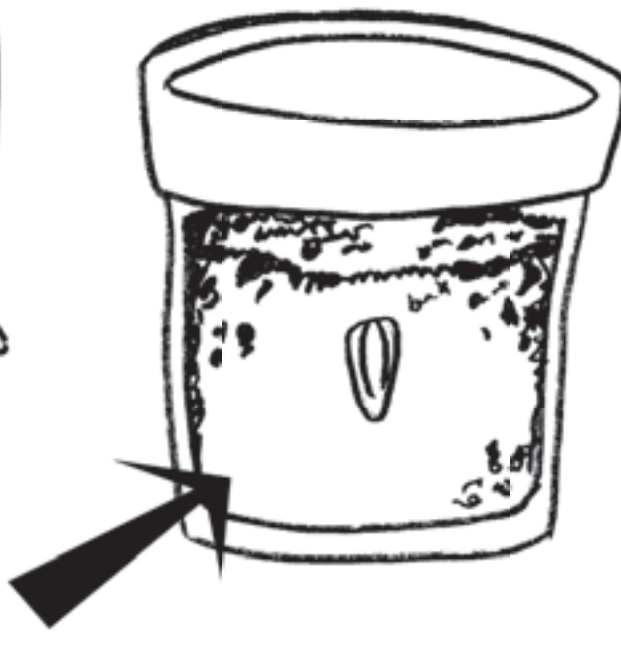
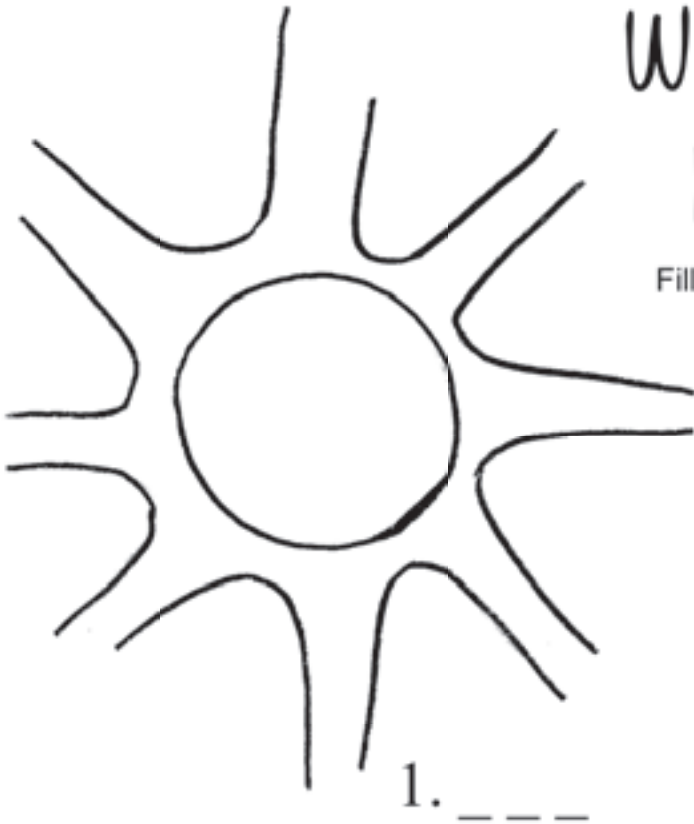
Oak Tree



Burdock

What Does A Plant Need To Grow?

Fill in the spaces to find out what a plant needs
to grow up big and strong!





Sunflower Chart



melindamyers.com

Plant your sunflower seed, watch it grow, record its changing heights in the boxes below!



 Height	 Height
Week One Date:	Week Thirteen Date:
Week Two Date:	Week Fourteen Date:
Week Three Date:	Week Fifteen Date:
Week Four Date:	Week Sixteen Date:
Week Five Date:	Week Seventeen Date:
Week Six Date:	Week Eighteen Date:
Week Seven Date:	Week Nineteen Date:
Week Eight Date:	Week Twenty Date:
Week Nine Date:	Week Twenty-one Date:
Week Ten Date:	Week Twenty-two Date:
Week Eleven Date:	Week Twenty-three Date:
Week Twelve Date:	Week Twenty-four Date:

Grow Your Own Giant Sunflower

In the little plastic bag is everything you need to start your own sunflower plant. The brown round disc is called a peat pellet and with some water and your help it will become a temporary home for your sunflower. The striped seed is for planting NOT eating and the plastic bag will hold it all.

Start your sunflower indoors for fun and earlier blooms in the garden. Plant the seed 4 to 6 weeks before you and your family or gardening friends usually plant summer flowers and vegetables outdoors.

Planting Your Sunflower

- Place the peat pellet in a shallow bowl of warm water
- Watch it swell into your sunflower seed's new pot
- Find the end of the pot with a small opening - this is the top
- Use a pencil or your finger to make a hole into the peat (through the opening on top)
- Place the sunflower seed in the hole
- Cover the seed with the peat moss
- Set the peat pellet in an empty yogurt cup or other recycled container or the plastic bag, so you don't ruin the furniture
- Place in a warm spot and keep it moist

Help the Little Sunflower Grow

- Move it to a sunny window as soon as you see green
- Water whenever the soil starts to dry

Moving it to the Garden

- After the air and soil are warm, your sunflower can move into the garden
- Put it in a protected place for several days
- Give it just a bit of sun the first day, and then a little more each day for a week - you don't want your sunflower to sunburn
- Then plant it (peat pot and all) in its permanent outdoor home
- Give it lots of room and see how big it grows
- Measure it as it grows and use the chart to write down how big it is growing

Show Off Your Sunflower and Win

- Visit my website at www.melindamyers.com this summer to find out how to enter the growing gardeners contest
- You can also post a picture of you and your sunflower to share with gardeners around the world
- No computer - no worries. Send a self-addressed business size envelope to me at P.O. Box 370331, Milwaukee, WI 53237-0331 and I will get you all the information you need.